

**Modular Cooking Range Line  
 thermaline 85 - Full Module  
 Freestanding Gas Fry Top, 1 Side with  
 Backsplash (Town Gas)**

ITEM # \_\_\_\_\_  
 MODEL # \_\_\_\_\_  
 NAME # \_\_\_\_\_  
 SIS # \_\_\_\_\_  
 AIA # \_\_\_\_\_



**593113 (MBHBGBHDVO)** Gas Fry Top with smooth chrome Plate, one-side operated with backsplash, town gas

**593115 (MBHDGBHDVO)** Gas Fry Top with ribbed chrome Plate, one-side operated with backsplash, town gas

### Short Form Specification

**Item No.** \_\_\_\_\_

Unit constructed according to DIN 18860\_2 with 20 mm drop nose top and 70 mm recessed plinth. Internal frame for heavy duty sturdiness in stainless steel. 2 mm top in 1.4301 (AISI 304). Flat surface construction, easily cleanable. THERMODUL connection system enables seamless worktop when units are connected and avoids soil penetrating. Smooth chromium-plated mild steel cooking surface with non-stick finishing for optimal grilling. Stainless steel high splash guards on the rear and sides. Features safety thermostat, thermostatic control and led indication of pilot flame. Electrical ignition powered by battery with thermocouple for added safety. Large drain hole enables draining of cooking juices into a large collector. Overheat protection switches off the supply in case of overheating. Metal knobs with embedded hygienic silicon "soft" grip enable easier handling and cleaning. IPX4 water resistant certification.

Configuration: Freestanding, one side operated with backsplash.

### Main Features

- Choice of one or two heating zones. An indicator lamp shows operating state of each zone.
- Large drain hole on cooking surface permits the draining of residual cooking juices into a large collector placed under the cooking surface.
- Overheat protection: the temperature sensor switches off the supply in case of overheating.
- Safety thermostat and thermostatic control.
- Stainless steel high splash guards on the rear and sides of cooking surface.
- Units have separate controls for each half module of the cooking surface.
- All major components may be easily accessed from the front.
- THERMODUL connection system creates a seamless work top when units are connected to each other thus avoiding soil penetrating vital components and facilitating the removal of units in case of replacement or service.
- Metal knobs with embedded hygienic "soft-touch" grip for easier handling and cleaning. The special design of the controls prevents infiltration of liquids or soil into vital components.
- Electrical ignition powered by battery with thermocouple for added safety.
- Led indication of pilot flame

### Construction

- 2 mm top in 1.4301 (AISI 304).
- Unit constructed according to DIN 18860\_2 with 20 mm drop nose top and 70 mm recessed plinth.
- Flat surface construction with minimal hidden areas to easily clean all surfaces
- Cooking surface in chromium-plated mild steel with non-stick finishing for optimum grilling results.
- Cooking surface to be completely smooth or completely ribbed.
- IPx4 water protection.
- Internal frame for heavy duty sturdiness in stainless steel.

**APPROVAL:** \_\_\_\_\_

### Optional Accessories

• Connecting rail kit for appliances with backsplash, 850mm	PNC 912498	<input type="checkbox"/>	• C41 HI-TEMP RAPID DEGREASER, 1 pack of six 1 lt. bottles (trigger incl.)	PNC 0S2292	<input type="checkbox"/>
• Portioning shelf, 800mm width	PNC 912526	<input type="checkbox"/>			
• Portioning shelf, 800mm width	PNC 912556	<input type="checkbox"/>			
• Folding shelf, 300x850mm	PNC 912579	<input type="checkbox"/>			
• Folding shelf, 400x850mm	PNC 912580	<input type="checkbox"/>			
• Fixed side shelf, 200x850mm	PNC 912586	<input type="checkbox"/>			
• Fixed side shelf, 300x850mm	PNC 912587	<input type="checkbox"/>			
• Fixed side shelf, 400x850mm	PNC 912588	<input type="checkbox"/>			
• Stainless steel front kicking strip, 800mm width	PNC 912634	<input type="checkbox"/>			
• Stainless steel side kicking strip left and right, wall mounted, 850mm width	PNC 912659	<input type="checkbox"/>			
• Stainless steel side kicking strip left and right, back-to-back, 1700mm width	PNC 912662	<input type="checkbox"/>			
• Stainless steel plinth, against wall, 800mm width	PNC 912882	<input type="checkbox"/>			
• Stainless steel side panel, 850x700mm, right side, against wall	PNC 913003	<input type="checkbox"/>			
• Stainless steel side panel, 850x700mm, left side, against wall	PNC 913004	<input type="checkbox"/>			
• Back panel, 800x700mm, for units with backsplash	PNC 913013	<input type="checkbox"/>			
• Endrail kit, flush-fitting, with backsplash, left	PNC 913115	<input type="checkbox"/>			
• Endrail kit, flush-fitting, with backsplash, right	PNC 913116	<input type="checkbox"/>			
• Scraper for smooth plates (only for 593113)	PNC 913119	<input type="checkbox"/>			
• Scraper for ribbed plates (only for 593115)	PNC 913120	<input type="checkbox"/>			
• Endrail kit (12.5mm) for thermaline 85 units with backsplash, left	PNC 913206	<input type="checkbox"/>			
• Endrail kit (12.5mm) for thermaline 85 units with backsplash, right	PNC 913207	<input type="checkbox"/>			
• U-clamping rail for back-to-back installations with backsplash (to be ordered as S-code)	PNC 913226	<input type="checkbox"/>			
• Insert profile, d=850mm	PNC 913231	<input type="checkbox"/>			
• Perforated shelf for warming cabinets and cupboard bases (one-side operated TL80-85-90 and two-side operated for TL80)	PNC 913234	<input type="checkbox"/>			
• Side reinforced panel only in combination with side shelf, for against the wall installations, right	PNC 913261	<input type="checkbox"/>			
• Side reinforced panel only in combination with side shelf, for against the wall installations, left	PNC 913262	<input type="checkbox"/>			
• Shelf fixation for TL80-85-90 one-side operated, TL80 two-side operated	PNC 913281	<input type="checkbox"/>			
• Stainless steel dividing panel, 850x700mm, (it should only be used between Electrolux Professional thermaline Modular 85 and thermaline C85)	PNC 913670	<input type="checkbox"/>			
• Stainless steel side panel, 850x700mm, flush-fitting (it should only be used against the wall, against a niche and in between Electrolux Professional thermaline and ProThermetic appliances and external appliances - provided that these have at least the same dimensions)	PNC 913686	<input type="checkbox"/>			

### Recommended Detergents



**Electrolux**  
PROFESSIONAL

Modular Cooking Range Line  
thermaline 85 - Full Module Freestanding Gas  
Fry Top, 1 Side with Backsplash (Town Gas)

## Gas

Gas Power: 20 kW

Gas Type Option:

Gas Inlet: 1/2"

## Key Information:

Cooking Surface Depth: 615 mm

Cooking Surface Width: 700 mm

Working Temperature MIN: 110 °C

Working Temperature MAX: 270 °C

External dimensions, Width: 800 mm

External dimensions, Depth: 850 mm

External dimensions, Height: 700 mm

Storage Cavity Dimensions  
(width): 580 mm

Storage Cavity Dimensions  
(height): 330 mm

Storage Cavity Dimensions  
(depth): 740 mm

Net weight: 145 kg  
On Base;One-Side  
Operated

Configuration:

Cooking surface type:

593113 (MBHBGBHDVO) Smooth

593115 (MBHDGBHDVO) Ribbed

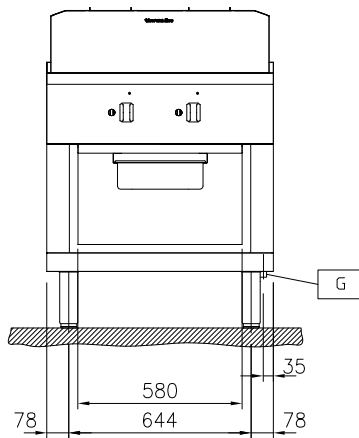
Cooking surface - material: Chromium Plated mild  
steel mirror



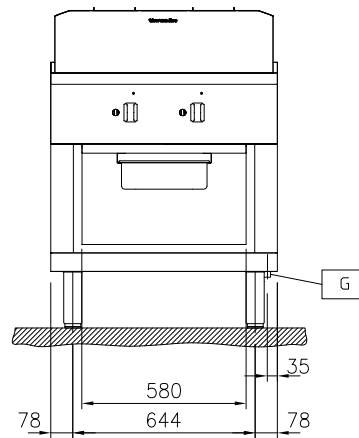
**Electrolux**  
PROFESSIONAL

**Modular Cooking Range Line**  
**thermaline 85 - Full Module Freestanding Gas**  
**Fry Top, 1 Side with Backsplash (Town Gas)**

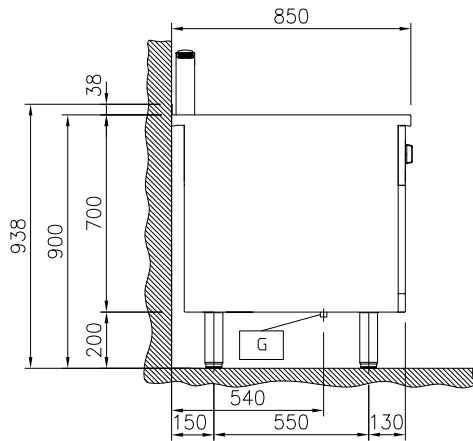
Front



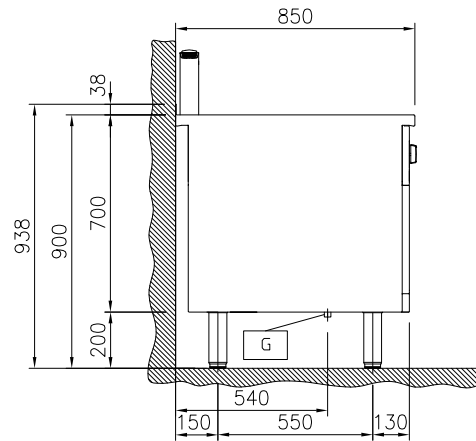
Front



Side



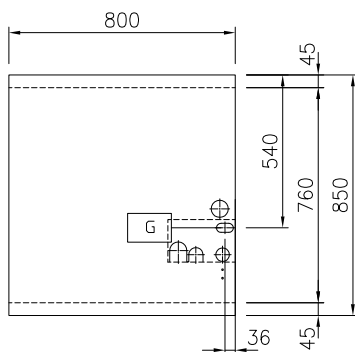
Side



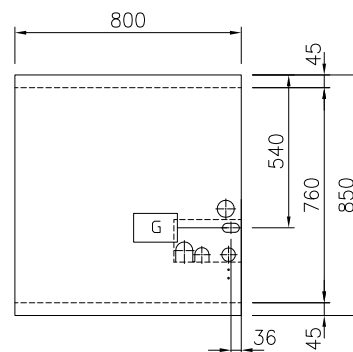
EQ = Equipotential screw  
G = Gas connection

EQ = Equipotential screw  
G = Gas connection

Top



Top



**Modular Cooking Range Line**  
**thermaline 85 - Full Module Freestanding Gas Fry Top, 1 Side with**  
**Backsplash (Town Gas)**  
The company reserves the right to make modifications to the products  
without prior notice. All information correct at time of printing.

2025.12.08